

Student's Name \_\_\_\_\_

Teacher's # \_\_\_\_\_ Branch \_\_\_\_\_

Score: \_\_\_\_\_ (Check one): *passed* \_\_\_\_\_ *needs more study* \_\_\_\_\_

**Total Perfect Score = 90 Passing Score = 63 (70%) Convention Eligibility = 72 (80%)**

**Keyboard**  
1

# CERTIFICATE OF MERIT



**MASTER COPY**  
master copy

**MASTER COPY**

*(please do not write on if this label is in color)*


## Musical Knowledge Examination

Keyboard: Level 1

**2007 Edition**

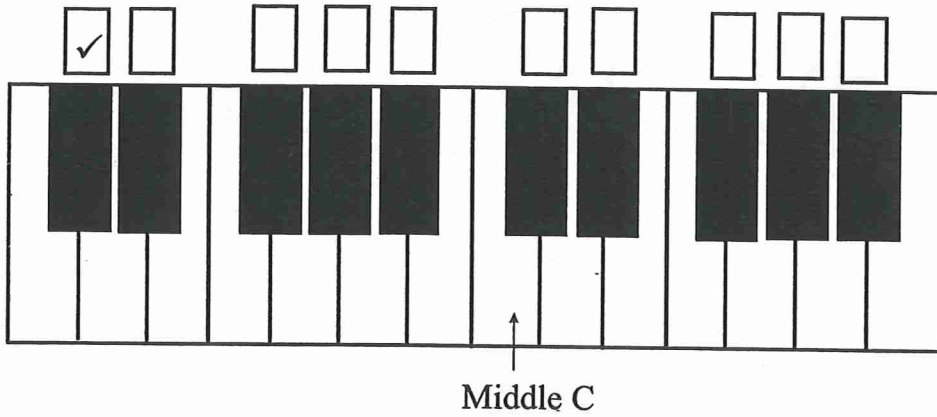

**Ear Training – Set A**

1. Write the letter name for each note. (9 points)




G  
(example) \_\_\_\_\_

2. Put a check in the box above the keyboard to show these notes. The first one is given. (3 points)



**MASTER COPY**  
 master copy  
**MASTER COPY**  
*(please do not write on if this label is in color)*

3. Name each interval: 2nd, 3rd, 4th, 5th, 6th, 7th, or 8th (octave). (7 points)

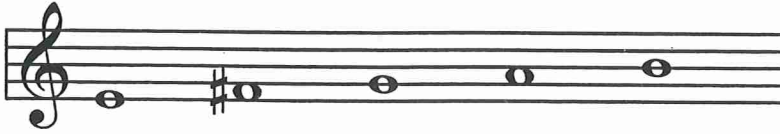


5th  
(example) \_\_\_\_\_

4. Name each five finger pattern. Tell if each is Major or minor. (10 points)



C Major  
(example)



\_\_\_\_\_




\_\_\_\_\_



\_\_\_\_\_



\_\_\_\_\_



\_\_\_\_\_

**MASTER COPY**  
 master copy  
 MASTER COPY  
 (Please do not write on if this label is in color)

5. Name each triad. Tell if each is Major or minor. (10 points)



C Major \_\_\_\_\_  
(example)

6. Name the Major key for each of these key signatures. (3 points)

  G   Major  
(example)

       Major

       Major

       Major

7. Add the correct sharps (#) or flats (b) to complete these Major scales. (3 points)

D Major Scale

G Major Scale

F Major Scale

8. Write Roman Numerals under the staff for these primary triads. Please put lines above and below the Roman Numerals (for example,  $\text{IV}$ ). (3 points)

\_\_\_\_\_

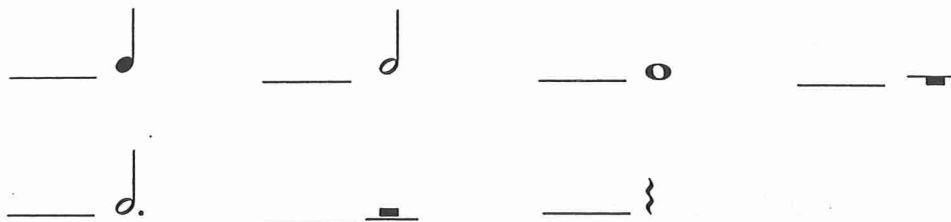
9. Are the primary triads in question 8 Major or minor? Check the answer. (1 point)

       Major           minor

10. Add the three missing barlines to this rhythm. (3 points)



11. Tell how many beats each of these notes or rests receives in 4/4 time. (7 points)



12. Match each time signature with the correct rhythm. (3 points)

\_\_\_  $\frac{2}{4}$



\_\_\_  $\frac{4}{4}$



\_\_\_  $\frac{3}{4}$



**MASTER COPY**

master copy

**MASTER COPY**


*(please do not write on if this label is in color)*


13. Check the meaning for each term or symbol. (6 points)

a. *p*             soft  
                      loud

b. *ff*             very soft  
                      very loud

c.      gradually louder  
                      gradually slower

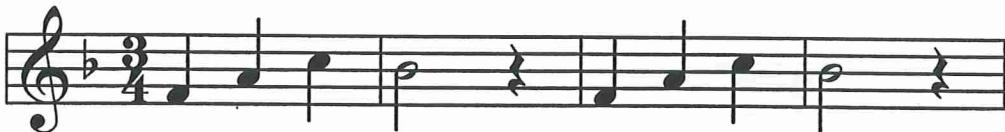
d.      hold for full value, stressed  
                      crisp or detached

e.      gradually softer  
                      use damper pedal

f. *8<sup>va</sup>*     play one octave higher  
                      repeat the music

MASTER COPY  
master copy  
**MASTER COPY**  
*(please do not write on if this label is in color)*

14. What term describes this phrase? Check the answer. (1 point)



accent  
 repetition



Answer these questions about this music from *Suite* by Hassler. (14 points)

15. According to the key signature, what is the Major key? \_\_\_ C Major  
\_\_\_ F Major
16. How many beats are in each measure? \_\_\_\_\_
17. Which type of note receives one beat? Check the answer. \_\_\_   
\_\_\_
18. What do these symbols mean? Check each answer.
- |  |  |                               |
|--|--|-------------------------------|
| <i>mf</i> ___ medium loud<br>___ soft        | <i>mp</i> ___ medium soft<br>___ soft                      | <i>p</i> ___ loud<br>___ soft |
| ___ gradually louder<br>___ gradually softer | <i>cresc.</i> ___ gradually louder<br>___ gradually softer |                               |
19. Check the name for each circled chord. a. \_\_\_ a minor  
\_\_\_ d minor b. \_\_\_ C Major  
\_\_\_ A Major
20. Name each boxed interval (2nd, 3rd, etc.). 1. \_\_\_\_\_ 2. \_\_\_\_\_ 3. \_\_\_\_\_
21. What does the symbol mean? Check the answer. \_\_\_ hold the last note longer  
\_\_\_ repeat the music

