

Student's Name \_\_\_\_\_

Teacher # \_\_\_\_\_ Branch \_\_\_\_\_

PIANO  
LEVEL 1

Perfect Score: 80

Number Incorrect: \_\_\_\_\_

Final Score: \_\_\_\_\_

Grader's Initials: \_\_\_\_\_

Circle

Passing: 56 Pass / RAL

Convention Eligibility: 64 Yes / No

# CERTIFICATE OF MERIT™

## MUSICAL KNOWLEDGE EXAM


# 2011



### PIANO LEVEL ONE

### EAR TRAINING - SET C

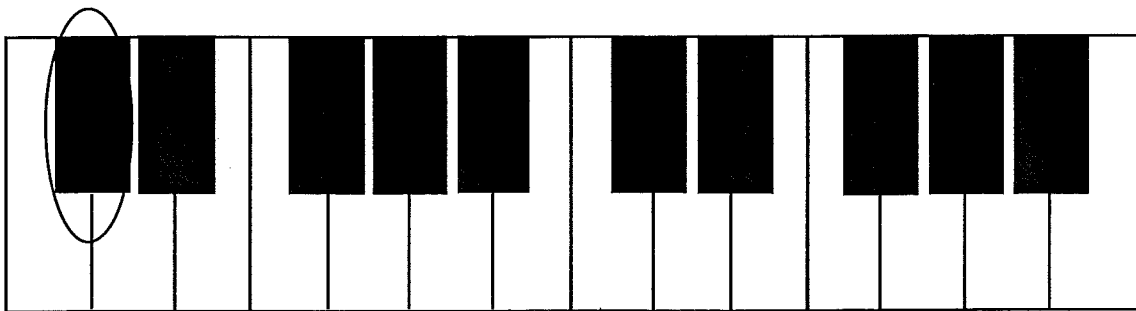

1. Write the letter name for each note. (6 points)



G  
(example)

\_\_\_\_\_

2. Circle the key on the piano that matches each note. The first one is done for you. (3 points)



(Example)

Middle C

3. Name each interval: 2nd, 3rd, 4th, 5th, 6th, 7th, or 8th (octave). (7 points)



4th  
(example)

\_\_\_\_\_

4. Write the letter name for each five-finger pattern and circle Major or minor for each one.  
The first one is done for you. (10 points)



C Major minor  
(Name) (Circle one)  
(Example)



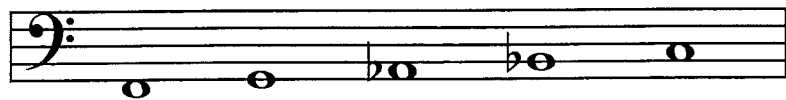
\_\_\_\_\_ Major minor  
(Name) (Circle one)




\_\_\_\_\_ Major minor  
(Name) (Circle one)



\_\_\_\_\_ Major minor  
(Name) (Circle one)



\_\_\_\_\_ Major minor  
(Name) (Circle one)



\_\_\_\_\_ Major minor  
(Name) (Circle one)

5. Write the letter name for each of these triads and circle Major or minor for each one. The first one is done for you. (10 points)



C Major \_\_\_\_\_ Major \_\_\_\_\_ Major \_\_\_\_\_ Major \_\_\_\_\_ Major \_\_\_\_\_ Major  
minor minor minor minor minor minor minor  
(Example)

6. Name the Major key for each of these key signatures. The first one is done for you. (3 points)

C Major  
(example)

\_\_\_\_\_ Major

\_\_\_\_\_ Major

\_\_\_\_\_ Major

7. Add sharps (#) or flats (b) to complete each of these Major scales. (3 points)

D Major Scale

G Major Scale

F Major Scale

8. Check the Roman numeral for each primary triad in this example. (3 points)

\_\_\_\_\_ I  
\_\_\_\_\_ V


\_\_\_\_\_ IV  
\_\_\_\_\_ V


\_\_\_\_\_ I  
\_\_\_\_\_ V

9. In question 8, are the primary triads Major or minor? Check the answer. (1 point)


\_\_\_\_\_ Major    \_\_\_\_\_ minor

10. Check the name for each note or rest. (2 points)


a.  \_\_\_\_\_ whole rest  
 \_\_\_\_\_ eighth rest

b.  \_\_\_\_\_ half note  
 \_\_\_\_\_ eighth note

11. Check the correct counting for each of these examples. (2 points)




a.  ||




\_\_\_\_\_ 1 2 & 3 1 2 3 1 2 3 & 1 2 3  
 \_\_\_\_\_ 1 & 2 3 1 2 3 1 2 3 2 3 1 2 3


b.  ||

\_\_\_\_\_ 1 2 3 4 1 2 3 4 1 2 & 3 4 1 2 3 4  
 \_\_\_\_\_ 1 2 3 4 1 2 3 4 1 & 2 3 4 1 2 3 4

12. Check the rest that receives the same number of beats as each note in  $\frac{4}{4}$  time. (3 points)

a.  \_\_\_\_\_   
 \_\_\_\_\_ 

b.  \_\_\_\_\_   
 \_\_\_\_\_ 

c.  \_\_\_\_\_   
 \_\_\_\_\_ 

13. Check the meaning of each term or symbol. (8 points)

a.  \_\_\_\_\_ gradually softer  
 \_\_\_\_\_ gradually louder

b. *mf* \_\_\_\_\_ medium soft  
 \_\_\_\_\_ medium loud


c. accidentals \_\_\_\_\_ # b ♯  
 \_\_\_\_\_ ◡

d.  \_\_\_\_\_ gradually louder  
 \_\_\_\_\_ use damper pedal

e. *8va* \_\_\_\_\_ play one octave higher  
 \_\_\_\_\_ return to the original tempo

f.  \_\_\_\_\_ first and second endings  
 \_\_\_\_\_ repeat the music

g. *pp* \_\_\_\_\_ medium soft  
 \_\_\_\_\_ very soft

h.  \_\_\_\_\_ half step  
 \_\_\_\_\_ whole step

Buttstedt: *Air*

Answer questions 14-22 about the music above. (12 points)

14. What is the key?

- F Major  
 G Major

15. How many beats are in each measure?

- 2 beats  
 4 beats

16. Which type of note will receive one beat?

-   

17. How should the right hand be played?

- legato  
 staccato

18. What is the name of the rest in measure 3?

- quarter rest  
 eighth rest

19. How will the music sound at the beginning?

- medium soft  
 medium loud

20. How will the music sound at the end?

- gradually softer  
 gradually louder

21. What is the name of the boxed five-finger pattern in measure 2?

- f minor  
 F Major  
 c minor

22. Name each circled interval.

- a. \_\_\_\_\_  
 b. \_\_\_\_\_  
 c. \_\_\_\_\_  
 d. \_\_\_\_\_

# EAR TRAINING EVALUATION

This is your Level 1 ear training evaluation. Listen to each question and its musical example. Circle your answer. Each example will be played two times. (7 points)

1. Major



minor




2. Legato touch

Staccato touch


3. Major



minor



4. Third



Seventh



5. A.



B.



6. A.



B.



7. Loud to soft

Soft to loud