

STUDENT'S NAME _____
TEACHER'S NUMBER _____ BRANCH _____
Perfect score = 71 Passing Score = 50
SCORE: _____ Check one: Passed _____ Needs More Study _____

MASTER COPY
master copy
MASTER COPY
(please do not write on if this label is in color)



The Music Teachers' Association of California

CERTIFICATE OF MERIT

Musical Knowledge Evaluation

KEYBOARD: LEVEL II

1998 Edition

1. Name each interval: 2nd, 3rd, 4th, 5th, 6th, 7th, or 8th (octave). (6 points)


4th
Example

2. Name each Major key signature. (5 points)


G Major
Example

3. Add the sharps (#) or flats (b) needed to form each of the following scales. (7 points)


A Major




Bb Major



A minor, harmonic form



4. Name each triad. Tell if it is Major or minor. (8 points)



G Major
Example

5. a. Draw the primary triads for the key of G Major. (3 points)

A musical staff in G major (one sharp) with three empty boxes for drawing triads. Below the staff, the Roman numerals I, IV, and V are written under their respective boxes.

b. Are the primary triads Major or minor? _____ (1 point)

6. Match the names for the primary triads with their Roman numerals. (3 points)

- a. Dominant _____ I
- b. Tonic _____ IV
- c. Subdominant _____ V

7. Match these cadences with their names. (3 points)

a. _____ Plagal

A musical staff in G major showing two triads: I (G-B-D) and V (B-D-F#). The Roman numerals I and V are written below the triads.

b. _____ Authentic

A musical staff in G major showing two triads: IV (C-E-G) and I (G-B-D). The Roman numerals IV and I are written below the triads.

c. _____ Half

A musical staff in G major showing two triads: V (B-D-F#) and I (G-B-D). The Roman numerals V and I are written below the triads.

8. Write in the counts for this rhythm (such as 1 2 3, etc.). (4 points)

9. Match each time signature with a rhythm. (3 points)

a. $\frac{2}{4}$

b. $\frac{3}{4}$

c. $\frac{6}{8}$

10. Add one bar line to this rhythm. (1 point)

11. Match each term with its meaning. (7 points)



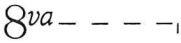

- | | |
|------------------|---|
| a. Sforzando | ___ Quick, lively |
| b. Andante | ___ Play from the beginning to the <i>fine</i> (end). |
| c. Allegro | ___ Moderate tempo |
| d. Vivace | ___ Gradually louder |
| e. Moderato | ___ Fast |
| f. D. C. al fine | ___ A sudden, strong accent |
| g. Crescendo | ___ Walking tempo |

12. Arrange these dynamic signs in order from softest to loudest. The first one is given. (1 point)

f *mp* *fff* *p* *mf* *ff* *ppp* *pp*

ppp _____

13. Match each sign with its meaning. (4 points)

- | | |
|--|----------------------------------|
| a.  | ___ Diminuendo: gradually softer |
| b.  | ___ Fermata: hold longer |
| c.  | ___ Damper pedal |
| d.  | ___ Play eight notes higher |

Allegro

The musical score is for 'German Dance' by Beethoven. It is in 3/4 time and A major. The first system contains measures 1-4, and the second system contains measures 5-8. The dynamics are *p* (piano) for measures 1-3 and 5-7, and *f* (forte) for measure 4. The bass line has numbered boxes 1 through 8. The right hand has a circled interval in measure 4 and a circled sequence in measures 5-7.

14. The music above is from *German Dance*, by Beethoven. Answer these questions about the music. Put a check (✓) on the line in front of your answer. (6 points)

a. In what Major key is this piece?

A Major

D Major

b. How many beats are in each measure?

6

3

c. On what beat does the music begin?

1

3

d. What is the meaning of Allegro?

Fast

Walking tempo

e. Name the circled interval in measure 4.


4th

6th

f. Look at the right hand notes in measures 5-7. Is this an example of **sequence** or **repetition**?

repetition

sequence



Ear Training Evaluation

This is your Level II ear training evaluation. Listen to each question and its musical example. Circle your answer. Each example will be played two times.

1. **Major**

minor

2. **Legato touch**

Staccato touch

3. **Major**

minor

4. **Major**

minor

5. **Second**

Sixth

6. **Third**

Seventh

7. **a.**

b.

8. **a.**

b.

9. **Forte to piano**

Piano to forte