

Student's Name \_\_\_\_\_

Teacher's # \_\_\_\_\_ Branch \_\_\_\_\_

Score: \_\_\_\_\_ (Check one): *passed* \_\_\_\_\_ *needs more study* \_\_\_\_\_

**Total Perfect Score = 93 Passing Score = 65 (70%) Convention Eligibility = 74 (80%)**

**Keyboard**  
2

# CERTIFICATE OF MERIT



## Musical Knowledge Examination

Keyboard: Level 2

**2007 Edition**

**MASTER COPY**  
master copy  
**MASTER COPY**  
(please do not write on if this label is in color)

**Ear Training – Set A**

1. Name these keys. (6 points)

\_\_\_\_ Major    \_\_\_\_ Major    \_\_\_\_ Major    \_\_\_\_ Major    \_\_\_\_ minor    \_\_\_\_ Major

2. Add sharps (#) or flats (b) needed to complete the following scales. (5 points)

B $\flat$  Major

D Major

G Major

a minor, harmonic form

A Major

3. Name these intervals: 2nd, 3rd, 4th, 5th, 6th, 7th, or 8th (octave). (7 points)

A musical staff with two staves (treble and bass clefs) showing various intervals. The intervals are: 6th (C4 to A4), 3rd (C4 to E4), 4th (C4 to F4), 6th (C4 to A4), 3rd (C4 to E4), 4th (C4 to F4), 6th (C4 to A4), and 8th (octave) (C4 to C5).

6th  
(example)

4. Name each triad. Tell if each is Major or minor. The first one is given. (10 points)

A musical staff with two staves showing five triads. The triads are: C Major (C4, E4, G4), D minor (D4, F4, A3), E minor (E4, G4, B3), F minor (F4, A3, C4), and G minor (G4, B3, D4).

C Major  
(example)

5. Write the primary triads for these keys. (6 points)

D Major

A musical staff in D Major (two sharps) with three empty boxes for writing primary triads.

I                      IV                      V

G Major

A musical staff in G Major (one sharp) with three empty boxes for writing primary triads.

I                      IV                      V

**MASTER COPY**  
master copy  
**MASTER COPY**  
(please do not write on if this label is in color)

6. Check the correct name for each primary triad. (3 points)

- a. I       Dominant  
           Tonic
- b. IV     Tonic  
           Subdominant
- c. V       Dominant  
           Subdominant

7. Label these triads with their Roman Numerals. Please put lines above and below the Roman Numerals (for example, V). (5 points)

G Major

I  
(example)      \_\_\_\_\_

F Major

\_\_\_\_\_      \_\_\_\_\_

C Major

\_\_\_\_\_      \_\_\_\_\_

MASTER COPY

master copy

MASTER COPY

(please do not write on if this label is in color)

8. Check the correct name for each cadence. (3 points)

a. \_\_\_\_\_ Half Cadence  
           Authentic Cadence

b. \_\_\_\_\_ Authentic Cadence  
           Plagal Cadence

c. \_\_\_\_\_ Authentic Cadence  
           Half Cadence

9. Write counts under the notes for this rhythm. (4 points)



10. Add three barlines to complete this rhythm. (3 points)



11. Add one rest to complete each measure. (4 points)

**MASTER COPY**  
master copy  
**MASTER COPY**  
*(please do not write on if this label is in color)*



12. Match each rhythm with its time signature. (4 points)

\_\_\_ C



\_\_\_  $\frac{2}{4}$



\_\_\_  $\frac{6}{8}$



\_\_\_  $\frac{3}{4}$



13. Place these dynamic marks in order from softest to loudest. The first one is given. (7 points)

*ff mf ppp p fff f mp pp*

ppp \_\_\_\_\_

14. Place these tempos in order from **fastest** to **slowest**. The first one is given. (3 points)

Allegro      Vivace      Andante      Moderato

Vivace \_\_\_\_\_

15. Check the term that describes the melody in each of these phrases. (2 points)

Melody A.

Diminuendo

Repetition

Sequence



Melody B.

Repetition





Sequence

Sforzando



MASTER COPY  
 master copy  
**MASTER COPY**  
 (please do not write on if this label is in color)

Answer these questions about this music, from *Minuet* by Mozart. (12 points)

16. According to the key signature, in what Major key is this music? \_\_\_\_\_ Major
17. How many beats are in each measure? \_\_\_\_\_
18. What type of note receives one beat? (Check the answer)
- \_\_\_\_\_ 
- \_\_\_\_\_ 
- \_\_\_\_\_ 
19. Name each circled chord with its root (letter) and quality (Major or minor) (for example, C Major).
- a. \_\_\_\_\_
- b. \_\_\_\_\_
- c. \_\_\_\_\_
20. Name each boxed interval (2nd, 3rd, etc.). 1. \_\_\_\_\_ 2. \_\_\_\_\_ 3. \_\_\_\_\_ 4. \_\_\_\_\_
21. What term describes the melody in measures 3-5 (the bracketed section)? \_\_\_\_\_ Repetition  
\_\_\_\_\_ Sequence
22. What does the symbol  at the end of the music mean? \_\_\_\_\_

# EAR TRAINING EVALUATION

This is your Level 2 ear training evaluation. Listen to each question and its musical example.  
Circle your answer. Each example will be played two times. (9 points)

1. Major



minor



2. Legato touch

Staccato touch

3. Major



minor



4. Major



minor



5. Second



Sixth



6. Third



Seventh



7. A.



B.



8. A.



B.



9. Piano to Forte

Forte to Piano



Student's Name \_\_\_\_\_

Teacher's # \_\_\_\_\_ Branch \_\_\_\_\_

Score: \_\_\_\_\_ (Check one): *passed* \_\_\_\_\_ *needs more study* \_\_\_\_\_

Total Perfect Score = 100 Passing Score = 70 (70%) Convention Eligibility = 80 (80%)

Keyboard  
4

# CERTIFICATE OF MERIT™

MASTER COPY

master copy

**MASTER COPY**

(please do not write on if this label is in color)



## Musical Knowledge Examination

**KEYBOARD: LEVEL 4**

**2008 Edition**

**Ear Training – Set C**

Copyright © 2008 Music Teachers' Association of California