



1. Name the Major key for each key signature. (6 points)



_____ Major _____ Major _____ Major _____ Major _____ Major _____ Major


2. Name the minor key for each key signature. (3 points)




_____ minor _____ minor _____ minor

3. Add sharps or flats (accidentals) to complete each scale. (5 points)


F Major




d minor, harmonic form




B \flat Major



A Major



B Major



4. Name each interval. Tell whether each interval is Major or Perfect. The first one is given. (7 points)




P4 _____
 (example) _____

5. Name each triad with its root (letter name). Circle Major or minor for each one. The first one is given. (5 points)



C Major _____ Major _____ Major
 minor minor minor



_____ Major _____ Major _____ Major
 minor minor minor

6. Name the position (inversion) for each triad (R, 1st, or 2nd). The first one is given. (5 points)



1st _____

7. Check the Roman numeral for each triad. Use the Major key for each example. The first one is given. (5 points)




_____ I _____ I _____ I
 _____ IV _____ IV _____ IV
 ✓ _____ V _____ V _____ V



_____ I _____ I _____ I
 _____ IV _____ IV _____ IV
 _____ V _____ V _____ V

8. Write the primary triads for this key. (Put one triad in each measure.) (3 points)

F Major



I

IV

V

9. Check the correct counting for each example. (3 points)

___ 1 2 & 1 & 2

 ___ 1 2 1 & 2

 ___ 1 2 1 2 &

___ 1 2 3 4 5 6 1 & 2 & 3 4 5 6

 ___ 1 2 3 4 5 6 1 & 2 & 3 4 5 6

 ___ 1 2 3 4 5 6 1 2 & a 3 4 5 6

___ 1 2 & 3 1 & 2 & 3

 ___ 1 2 & 3 1 & 2 & 3

 ___ 1 2 & 3 1 2 & a 3

10. Write the time signature for the following example. (1 point)

11. Write the number of beats each note or group of notes receives in $\frac{4}{4}$ time. (4 points)

a. _____ beat(s)

b. _____ beat(s)

c. _____ beat(s)

d. _____ beat(s)

12. Check the name for each cadence. (3 points)

- a. I V
 ___ Authentic
 ___ Half
 ___ Plagal

- b. IV I
 ___ Authentic
 ___ Half
 ___ Plagal

- c. V I
 ___ Authentic
 ___ Half
 ___ Plagal

13. Check the term for each definition. (10 points)

a. release the soft pedal

_____ *tenuto*
_____ *tre corde*
_____ *staccato*

b. sweetly

_____ *spiritoso*
_____ *moderato*
_____ *dolce*

c. gradually faster

_____ *rit.*
_____ *decrescendo*
_____ *accel.*

d. slow tempo, slower than *andante*

_____ *adagio*
_____ *allegro*
_____ *vivace*

e. little

_____ *molto*
_____ *poco*
_____ *accent*

f. quickly, lively

_____ *vivace*
_____ *a tempo*
_____ *andante*

g. a short musical idea

_____ slur
_____ tie
_____ motive

h. spirited

_____ *spiritoso*
_____ *andante*
_____ *moderato*

i. use of the damper pedal to connect the notes

_____ *una corda*
_____ *tre corde*
_____ legato pedal

j. much

_____ *poco*
_____ *molto*
_____ *piano*

Moderato

1. 2. 3. 4.

5. 6. 7. 8.

Beethoven: *Chorale*

Answer questions 14-21 about the music above. (10 points)

14. What is the meaning of the dynamic mark in measure 1? (Give the English meaning.)

15. How many beats are in each measure?

16. What type of note receives one beat?

17. How fast should this music be played? (Give the English meaning.)

18. This music is in the key of C Major. Check the Roman numeral of the boxed chord in measure 1.

_____ I _____ IV _____ V

19. Write the letter name for **chords a. and b.** Circle Major or minor for each.

a. _____ Major minor

b. _____ Major minor

20. In what positions (inversions) are **chord 1.** (in measure 5) and **chord 2.** (in measure 7)? (Check each correct answer.)

1. _____ Root Position
 _____ 1st Inversion
 _____ 2nd Inversion

2. _____ Root Position
 _____ 1st Inversion
 _____ 2nd Inversion

21. What term is used for the sharps and naturals in measure 6?

_____ allegro
 _____ andante
 _____ accidentals

Clarke: *King William's March*


Answer questions 22-26 about the music above. (10 points)


22. Write the letter name of the key, and circle Major or minor.


_____ Major minor

23. How else can this time signature be written?

24. Check the meaning for each of these symbols used in the music.

a.  _____ *tenuto*: hold for full value
 _____ *staccato*: detached
 _____ *fermata*: hold longer

b.  _____ *accent*: play louder
 _____ *piano*: soft
 _____ *staccato*: crisp, detached

c.  _____ *crescendo*: gradually louder
 _____ use damper pedal
 _____ *slur*: connect the notes

25. Which measure has a dotted quarter note?

26. Name each circled interval with its quality and number (for example, M2, P8).

a. _____

b. _____

c. _____

d. _____

EAR TRAINING EVALUATION

This is your Level 3 ear training evaluation. Listen to each question and its musical example.
Mark (or circle) your answer. Each example will be played two times. (10 points)

1. Recognition of Major or minor in a four-measure phrase.

___ Major

___ minor

2. Recognition of Major or minor in a four-measure phrase.

___ Major

___ minor

3. ___ Legato touch ___ Staccato touch

4. Recognition of Major or minor triads.

Ex. 1 Major ___ minor ___

Ex. 2 Major ___ minor ___

5. Recognition of Major and Perfect intervals.

Ex. 1 Major 2nd ___ Major 3rd ___

Ex. 2 Perfect 4th ___ Major 7th ___

Ex. 3 Perfect 5th ___ Major 6th ___

6. Recognition of meter in a four-measure phrase.

$\frac{3}{4}$ time ___ $\frac{2}{4}$ time ___

7. Recognition of tempo.

Adagio ___ Spiritoso ___