

Student's Name \_\_\_\_\_

Teacher's # \_\_\_\_\_ Branch \_\_\_\_\_

Score: \_\_\_\_\_ (Check one): *passed* \_\_\_\_\_ *needs more study* \_\_\_\_\_

Total Perfect Score = 100 Passing Score = 70 (70%) Convention Eligibility = 80 (80%)

**Keyboard**  
3

**MASTER COPY**  
please do not write on

# CERTIFICATE OF MERIT



## Musical Knowledge Examination


Keyboard: Level 3

**2007 Edition**

**Ear Training – Set A**

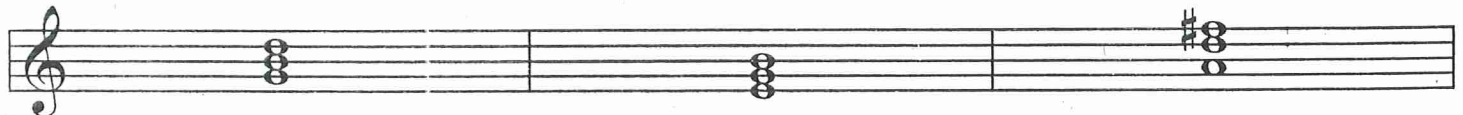


4. Name each interval. Tell whether each is Major or Perfect. The first one is given. (7 points)




P5  
(example) \_\_\_\_\_

5. Name each triad with its root (letter name) and quality (Major or minor). The first one is given. (8 points)



G Major \_\_\_\_\_



\_\_\_\_\_




\_\_\_\_\_

6. Label each triad with its Roman Numeral. The first one is given. Please put lines above and below the Roman Numerals (for example, V). (5 points)




Key of C Major: V  
(example)      Key of D Major: \_\_\_\_\_      Key of E Major: \_\_\_\_\_



Key of A Major: \_\_\_\_\_      Key of F Major: \_\_\_\_\_      Key of G Major: \_\_\_\_\_

7. Write the primary triads for the following keys. (Put one triad in each measure.) (6 points)

G Major



I

IV

V

F Major



I

IV

V

8. Write the counts for this rhythm. The first measure is given. (3 points)



9. Add one note to each measure to complete this rhythm. (4 points)




10. Add three barlines to complete this rhythm. (3 points)




11. Match these cadences with their names. (3 points)



\_\_\_\_\_ Authentic



\_\_\_\_\_ Half



\_\_\_\_\_ Plagal

12. Check the term or symbol that describes each of these definitions. (12 points)

- a. little \_\_\_\_\_ *poco*  
\_\_\_\_\_ *molto*
- b. sweetly \_\_\_\_\_ *dolce*  
\_\_\_\_\_ *adagio*
- c. use left pedal (soft pedal) \_\_\_\_\_ *una corda*  
\_\_\_\_\_ *tre corde*
- d. gradually faster \_\_\_\_\_ *allegro*  
\_\_\_\_\_ *accelerando*
- e. with spirit \_\_\_\_\_ *motivo*  
\_\_\_\_\_ *spiritoso*
- f. much, very \_\_\_\_\_ *molto*  
\_\_\_\_\_ *poco*
- g. slow tempo \_\_\_\_\_ *adagio*  
\_\_\_\_\_ *vivace*
- h. lively \_\_\_\_\_ *molto*  
\_\_\_\_\_ *vivace*
- i. fast, quick \_\_\_\_\_ *andante*  
\_\_\_\_\_ *allegro*
- j. gradually softer \_\_\_\_\_ *decrescendo*  
\_\_\_\_\_ *ritardando*
- k. a sudden, sharp accent \_\_\_\_\_ *sfz*  
\_\_\_\_\_ *mf*
- l. release the soft pedal \_\_\_\_\_ *tre corde*  
\_\_\_\_\_ *dolce*

13. Fill in each blank. (2 points)

- a. C Major is the Relative Major of \_\_\_\_\_ minor.
- b. d minor is the relative minor of \_\_\_\_\_ Major.

1 2 3 4

a.

*mf* *sf* 2. *sf* *sf*

5 6 7 8 9

b.

3. 4.

Answer these questions about this music from *Scherzo* by Gurlitt. (10 points)

14. How many beats are in each measure?

15. What type of note receives one beat? Check the answer.



16. What does the symbol *mf* mean?

\_\_\_\_\_ medium soft  
 \_\_\_\_\_ medium loud

17. What does the symbol *sf* mean?

\_\_\_\_\_ a sudden sharp accent  
 \_\_\_\_\_ play softly

18. This music is in the key of F Major. Name each circled chord with its Roman Numeral (for example, I,  $\text{IV}$ ,  $\text{V}$ ). **Be sure to check the clef signs!**

a. \_\_\_\_\_  
 b. \_\_\_\_\_

19. Name the boxed intervals (for example, P5). **Be sure to check the clef signs!**

1. \_\_\_\_\_  
 2. \_\_\_\_\_  
 3. \_\_\_\_\_  
 4. \_\_\_\_\_

Answer these questions about this music from *Sicilienne* by Schumann. (11 points)

20. According to the key signature, what is the minor key?  
 \_\_\_\_\_ minor
21. How many beats are in each measure?  
 \_\_\_\_\_
22. Look at measures 1-2, then 3-4 (the bracketed section). What term describes these measures?  
 \_\_\_\_\_ Sequence  
 \_\_\_\_\_ Repetition
23. What does the symbol *p* mean?  
 \_\_\_\_\_
24. What does the symbol  $\text{>}$  mean?  
 \_\_\_\_\_ accent (play louder)  
 \_\_\_\_\_ detached
25. Name the circled chords with their roots and qualities (for example, C Major).  
 a. \_\_\_\_\_  
 b. \_\_\_\_\_  
 c. \_\_\_\_\_
26. What type of notes are used in the treble clef?  
 \_\_\_\_\_ half and eighth  
 \_\_\_\_\_ sixteenth and eighth
27. How should the notes in the treble clef be played?  
 \_\_\_\_\_ staccato  
 \_\_\_\_\_ legato
28. This example ends with a  $\text{V}-\text{I}$  cadence. What is the name for this cadence?  
 \_\_\_\_\_ Plagal  
 \_\_\_\_\_ Authentic

# EAR TRAINING EVALUATION

This is your Level 3 ear training evaluation. Listen to each question and its musical example. Mark (or circle) your answer. Each example will be played two times. (10 points)

1. Recognition of Major or minor in a four-measure phrase.



\_\_\_ Major



minor

2. Recognition of Major or minor in a four-measure phrase.



Major



\_\_\_ minor

3. \_\_\_ Legato touch                      \_\_\_ Staccato touch

4. Recognition of Major or minor triads.

Ex. 1 Major                       minor \_\_\_

Ex. 2 Major                       minor \_\_\_

5. Recognition of Major and Perfect intervals.

Ex. 1 Major 2nd \_\_\_                      Major 3rd

Ex. 2 Perfect 4th \_\_\_                      Major 7th

Ex. 3 Perfect 5th                       Major 6th \_\_\_

6. Recognition of meter in a four-measure phrase.

$\frac{2}{4}$  time \_\_\_                       $\frac{3}{4}$  time \_\_\_

7. Recognition of tempo.

Adagio \_\_\_                      Spiritoso \_\_\_