

Petviashvili, Elisabeth epetviashv
Level 4, Tchr # 451, Piano
Day 1 Room 1 Time 12:10 PM
ID# 99734 **Enter Theory Score**

KEYBOARD
LEVEL 4

Perfect Score: 100

Number Incorrect: _____

Final Score: _____

Circle

Passing: 70 Y / N

Convention Eligibility: 80 Y / N

MASTER COPY

master copy

MASTER COPY

(please do not write on if this label is in color)

CERTIFICATE OF MERIT™

MUSICAL KNOWLEDGE EXAM

2010

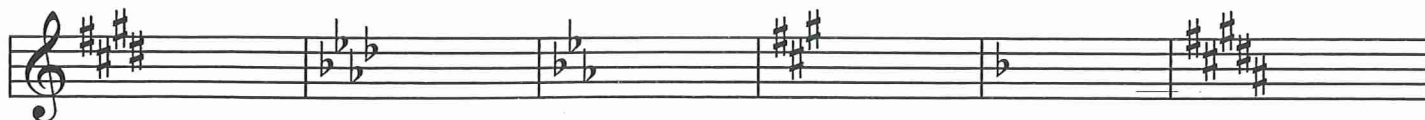


KEYBOARD LEVEL FOUR

EAR TRAINING - SET B

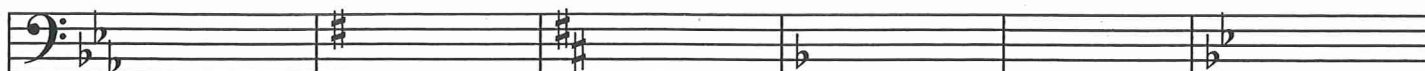
Copyright © 2010 Music Teachers' Association of California

1. Name the Major key for each key signature. (6 points)



_____ Major _____ Major _____ Major _____ Major _____ Major _____ Major

2. Name the minor key for each key signature. (6 points)



_____ minor _____ minor _____ minor _____ minor _____ minor _____ minor

3. Write each answer. (2 points)

a. Name the parallel minor key for D Major. _____ minor

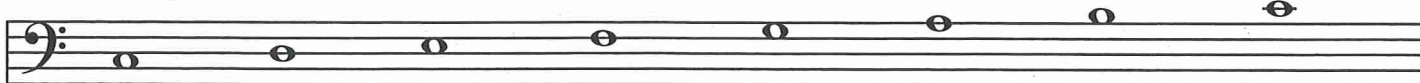
b. Name the relative minor key for G Major. _____ minor

4. Add accidentals to complete each scale. (5 points)

B \flat Major



c minor, natural form




F Major



A Major



g minor, harmonic form



5. Check the correct name for each interval. (6 points)

P5 M6 m3 P5 M7 m3
 M3 m6 M2 P4 m7 M3
 P4 m7 m2 m6 P8 M2

6. Name the root of each triad. Check whether each triad is Major, minor, or diminished. The first one is given. (5 points)

C Major Major Major
 minor minor minor
 diminished diminished diminished

Major Major Major
 minor minor minor
 diminished diminished diminished

7. Name the inversion of each triad (R, 1st, or 2nd). The first one is given. (3 points)

2nd

8. Write each triad. (4 points)

D Major
1st inversion

F Major
2nd inversion

g diminished
root position

b diminished
root position

9. Check the Roman numeral for each triad in the key of G Major. (4 points)

I
 ii
 iii

IV
 V
 vi

iii
 V
 vii^o

IV
 V
 iii

15. Add one note to each measure to complete this example. (4 points)




16. Check the correct definition for each term. (8 points)

a. *andantino* the same as *andante*
 much slower than *andante*
 a little faster than *andante*

b. *subito* suddenly
 softly
 slowly

c. *...ino* little
 large
 gradually slower

d. *tr*  staccato
 trill
 tenuto

e. articulation walking tempo
 staccato, legato, etc.
 slowly

f. *leggiero* lightly
 connected
 lively

g. *cantabile* gradually faster
 with spirit
 in a singing style

h. *allegretto* very fast
 very slow
 a little slower than *allegro*

17. Place the remaining three historical periods in the correct order. (3 points)

| | |
|--------------|-------|
| Classical | _____ |
| Baroque | _____ |
| Contemporary | _____ |
| Romantic | _____ |

Volkmann: *The Tale Begins*

Answer questions 18-22 about the music above. (10 points)

18. What is the minor key?

_____ minor

19. Which form of minor is used?

20. Name the root of each circled chord, and circle the quality (Major, minor or diminished) for each.

a. _____ Major minor

b. _____ minor diminished

c. _____ Major minor

21. Check the correct name for each boxed interval.

1. ___ P5 ___ P4 ___ M3

2. ___ P5 ___ P4 ___ M3

3. ___ M6 ___ m6 ___ P5

4. ___ M3 ___ M2 ___ m3

22. What type of cadence ends the example? (Check the answer.)

_____ Half
 _____ Plagal
 _____ Authentic

D.C. al Fine

Haydn: *Country Waltz*

Answer questions 23-28 about the music above. (8 points)

23. How many beats are in each measure?

24. What type of note receives one beat? (Check the answer.)

25. What is the English meaning of the dynamic mark *mp*?

26. This music is in the key of **C Major**. Check the correct Roman numeral for each circled chord.

- a. _____ I _____ V _____ V7
 b. _____ I _____ iii _____ IV
 c. _____ vi _____ ii _____ iii

27. What term is used to describe the music under the brackets in measures 1-2 and 3-4?

28. What is the meaning of *D.C. al Fine* (used at the end of the example)?

- Return to the beginning and play to *fine*
 Gradually slower

EAR TRAINING EVALUATION

This is your Level 4 ear training evaluation. Listen to each question and its musical example. Mark (or circle) your answer. Each example will be played two times. (12 points)

1. Recognition of Major or minor in a four-measure phrase.

Ex. 1 Major _____ minor _____

Ex. 2 Major _____ minor _____

2. Recognition of tempo.

Presto _____ Andantino _____

3. Recognition of Major or minor triads.

Ex. 1 Major _____ minor _____

Ex. 2 Major _____ minor _____

Ex. 3 Major _____ minor _____

4. Recognition of Major and Perfect intervals.

Ex. 1 Perfect 5th _____ Major 6th _____

Ex. 2 Major 3rd _____ Major 2nd _____

Ex. 3 Perfect 4th _____ Major 7th _____

5. Recognition of meter in a four-measure phrase.

Ex. 1 $\frac{2}{4}$ time _____ $\frac{3}{4}$ time _____

Ex. 2 $\frac{2}{4}$ time _____ $\frac{3}{4}$ time _____

6. Recognition of compositional techniques.

Sequence _____ Repetition _____